



AC-285M/156-60SE  
 AC-290M/156-60SE  
 AC-295M/156-60SE  
 AC-300M/156-60SE

www.axitecsolar.com

**AXITEC**  
 high quality german solar brand

## AXIworldblackpremiumplus SE

60 cell monocrystalline  
 High performance photovoltaic module  
 optimised by SolarEdge

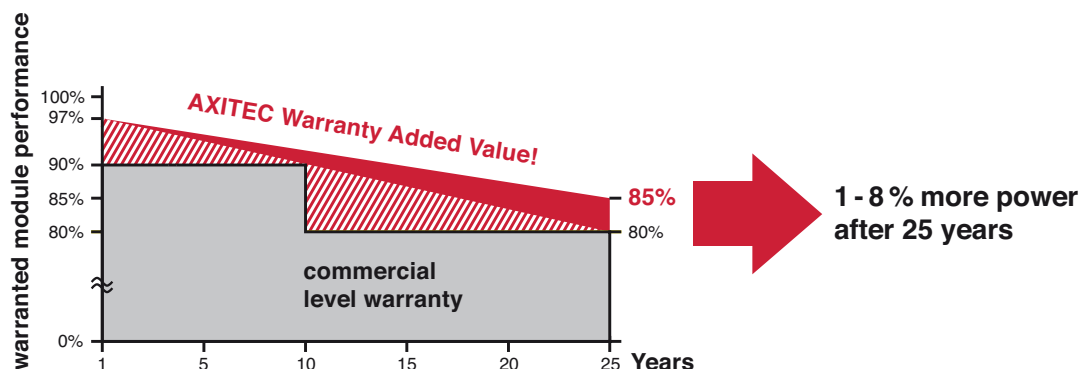
The advantages:

- 12** Years 12 years manufacturer's warranty
- +<sup>↑</sup>** Wp Guaranteed positive power tolerance from 0-5 Wp by individual measurement
- ↓** 5.400 Pa Maximum 5400 Pa snow load
- ↓** \$ BOS Lower BOS costs thanks to 30% longer strings
- ↗** MPP Optimised energy output by maximised power by each module
- +** SAFETY High security by deactivation of module power



Exclusive linear AXITEC high performance guarantee!

- 15 years manufacturer's guarantee on 90 % of the nominal performance
- 25 years manufacturer's guarantee on 85 % of the nominal performance



# AXIworldblack- premiumplus SE

AC-285M/156-60SE  
AC-290M/156-60SE  
AC-295M/156-60SE  
AC-300M/156-60SE

www.axitecsolar.com

# AXITEC

high quality german solar brand

**Electrical data** (at standard conditions (STC) irradiance 1000 watt/m<sup>2</sup>, spectrum AM 1,5 at a cell temperature of 25°C)

Type	Nominal output P <sub>mp</sub>	Nominal voltage U <sub>mp</sub>	Nominal current I <sub>mp</sub>	Short circuit current I <sub>sc</sub>	Open circuit voltage U <sub>oc</sub>	Module conversion efficiency
AC-285M/156-60SE	285 Wp	31,59 V	9,09 A	9,68 A	39,56 V	17,43 %
AC-290M/156-60SE	290 Wp	31,71 V	9,16 A	9,70 A	39,70 V	17,74 %
AC-295M/156-60SE	295 Wp	31,80 V	9,29 A	9,75 A	39,95 V	18,04 %
AC-300M/156-60SE	300 Wp	32,16 V	9,34 A	9,82 A	40,08 V	18,35 %

## Stringlängen (automatisch computergeneriert vom SolarEdge Site Designer)

Module Power		285	290	295	300
MINIMALE Stringlänge mit SolarEdge Wechselrichter	1ph	8			
	3ph	16			
MAXIMALE Stringlänge mit SolarEdge Wechselrichter	1ph	18	18	17	17
	3ph	39	38	38	38
Stringlänge ohne SolarEdge Wechselrichter		Gemäß Regeln zur Wechselrichterauslegung			

## Output Voltages and Currents

Operating Output Voltages when connected to SolarEdge Inverter	5 - 60 Vdc
Operating Output Voltages when connected to Non-SolarEdge Inverter	5-Voc of module Vdc
Maximum Output Current when connected to SolarEdge Inverter	15 Adc
Maximum Output Current when connected to Non-SolarEdge Inverter	10 Adc
Output in Standby mode with SolarEdge Inverter or with SMI and Non-SolarEdge Inverter (when disconnected from Inverter or Inverter off)	1 Vdc

## Junction Box Standard Compliance

Fire Safety	VDE-AR-E 2100-712:2013-05
PV Junction Box Safety	IEC62109-1 (class II safety, TUV-SUD), UL1741 (TUV-Rheinland & CSA)
PV Junction Box	EN50548 (TUV-SUD), UL3730 (TUV-Rheinland & CSA)

## Design

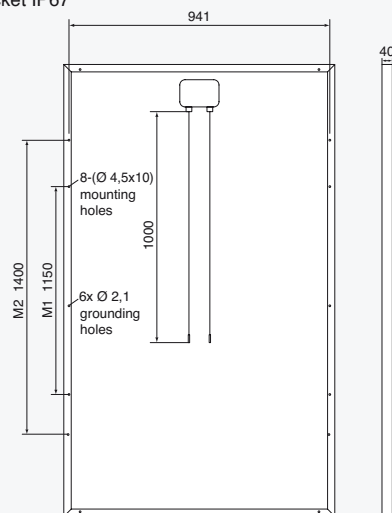

Frontside	3,2 mm hardened, low-reflection white glass
Cells	60 monocrystalline high efficiency cells 156 mm x 156 mm (6")
Backside	Composite film
Frame	40 mm black anodized aluminium frame

## Mechanical data

L x W x H	1650 x 991 x 40 mm
Weight	19,5 kg with frame

## Power connection

Socket	SolarEdge OPJ 300-LV
Wire	approx. 1,0 m, 6 mm <sup>2</sup>
Plug-in system	Plug/socket IP67



All dimensions in mm

## Limit values

System voltage	1000 VDC
NOCT (nominal operating cell temperature)*	45°C +/-2K
Max. load-carrying capacity	5400 N/m <sup>2</sup>
Reverse current feed IR	15,0 A

Permissible operating temperature -40°C to 85°C / -40F to 185F

(No external voltages greater than U<sub>oc</sub> may be applied to the module)

\* NOCT, irradiance 800 W/m<sup>2</sup>; AM 1,5; wind speed 1 m/s; Temperature 20°C

## Temperature coefficients

Voltage U <sub>oc</sub>	-0,30 %/K
Current I <sub>sc</sub>	0,04 %/K
Output P <sub>mp</sub>	-0,40 %/K

## Low-light performance (Example for AC-285M/156-60SE)

I-U characteristic curve	Current I <sub>pp</sub>	Voltage U <sub>pp</sub>
200 W/m <sup>2</sup>	1,86 A	30,10 V
400 W/m <sup>2</sup>	3,74 A	30,30 V
600 W/m <sup>2</sup>	5,50 A	31,00 V
800 W/m <sup>2</sup>	7,28 A	31,40 V
1000 W/m <sup>2</sup>	9,09 A	31,59 V